


SWITZERLAND TRAVEL PLANNING STARTER KIT & GUIDE



holidaystoswitzerland.com



10 Step Guide to Planning Your Swiss Vacation

1



Choose your travel dates

Select your vacation dates based on what you want to see and do in Switzerland and when you can get time off work. Your travel dates may influence availability, prices, and activities.

2



Set your budget

Establish a realistic budget that covers flights, accommodation, transport, food, activities, and travel insurance. Make sure you include a little extra for unplanned activities - and lots of Swiss chocolate!

3



Start researching

Use our free resources - website, podcast and Facebook group - to decide where you'd like to visit and what you'd like to see and do during your Swiss vacation.



10 Step Guide to Planning Your Swiss Vacation

4



Check passport and visa requirements

Ensure your passport is valid for at least six months beyond your travel dates. Depending on your nationality, you may also need a visa or visa-waiver to enter Switzerland.

5



Plan your itinerary

Map out an itinerary that includes where you'll go, how long you'll stay in each place, and how you'll travel between destinations. Leave room in your daily sightseeing itinerary for spontaneity and flexibility in case of bad weather.

6



Book flights and purchase travel insurance

Once you've chosen your dates and outlined your itinerary, book your international flights to lock in the best fares. Travel insurance is a must - it protects you against unexpected cancellations, medical emergencies, lost luggage and more.



10 Step Guide to Planning Your Swiss Vacation

7



Book accommodation

Book early, especially during peak seasons, to secure the best options. Consider staying near public transport for convenience, and check cancellation policies in case your plans change.

8



Buy your rail pass or book your rental car

After choosing your mode of transport, book your rental car or buy your rail pass or train tickets. Seat reservations for the panoramic trains should be booked in advance, too.

9



Book any must-do experiences or day tours

Book ahead for your must-do experiences (that aren't weather dependant) so you don't miss out. Examples include Lindt Home of Chocolate and reservations for some restaurants.

10



Prepare for departure

Confirm all bookings, print or save key documents, and check your airline's luggage limits. Buy an eSIM or international data plan, and notify your bank of overseas travel.

Switzerland Trip Planning Resources



Thanks for joining the Switzerland Travel Planning community, created by Holidays to Switzerland.

Our mission is to provide all the resources you need to plan your trip, no matter what style of travel you prefer.

In this guide you'll find links to our most popular blog posts about travel in Switzerland and the **exclusive discounts** we have negotiated on behalf of our audience - you! Click the links below (and on the following pages) to learn more.

Rail Pass Guides

- [How to choose the best Swiss rail pass for your trip](#)
- [9 reasons to buy the Swiss Travel Pass](#)
- [Berner Oberland Pass Guide](#)
- [Guide to the Jungfrau Travel Pass](#)
- [Guide to the Swiss Half Fare Card](#)

Panoramic Train Guides

- [Glacier Express](#)
- [Bernina Express](#)
- [GoldenPass Express](#)
- [Lucerne Interlaken Express](#)
- [Gotthard Panorama Express](#)

Switzerland Itineraries

- [Recommended 7, 10 and 14 day itineraries](#)
- [3 day Jungfrau Region itinerary](#)
- [Grand Train Tour of Switzerland](#)



Switzerland Trip Planning Resources



Planning and Booking your Swiss Vacation

If you are planning to purchase a rail pass and travel independently in Switzerland, we'd be super grateful if you would consider **[buying your pass from our online shop](#)**. Holidays to Switzerland is an authorised partner of the official rail pass providers so you won't pay more than you should.



SWISS RAIL PASSES

[VISIT OUR ONLINE SHOP](#)

For travelers who prefer to have some assistance with their vacation planning, Holidays to Switzerland has partnered with some of Switzerland's most reputable travel companies who have generously offered **exclusive discounts** to our audience.

On the following pages you will find links to our partner companies, all of whom offer fantastic discounts or bonus offers to the Holidays to Switzerland community.

By using our promo code when making your reservation online (or in your initial correspondence if contacting by email or phone), you can **make considerable savings on your Swiss vacation**. The promo codes are in the links on the following page.

holidaystoswitzerland.com



Switzerland Trip Planning Resources



5% OFF

RAIL PACKAGES

[CLICK HERE TO LEARN MORE](#)



5% OFF

SMALL GROUP TOURS

[CLICK HERE TO LEARN MORE](#)



5% OFF

RAIL TOURS

[CLICK HERE TO LEARN MORE](#)



5% OFF

PRIVATE TOURS

[CLICK HERE TO LEARN MORE](#)



5% OFF

SELF-DRIVE PACKAGES

[CLICK HERE TO LEARN MORE](#)



5% OFF

ITINERARY PLANNING

[CLICK HERE TO LEARN MORE](#)



Switzerland Trip Planning Resources



5% OFF

HIKING TOURS

[CLICK HERE TO LEARN MORE](#)



UP TO 15% OFF

HOTELS

[CLICK HERE TO LEARN MORE](#)



10% OFF

MOBILE WIFI/E-SIMS


[CLICK HERE TO LEARN MORE](#)



ASK CAROLYN

[CLICK HERE TO LEARN MORE](#)

Switzerland Trip Planning Resources



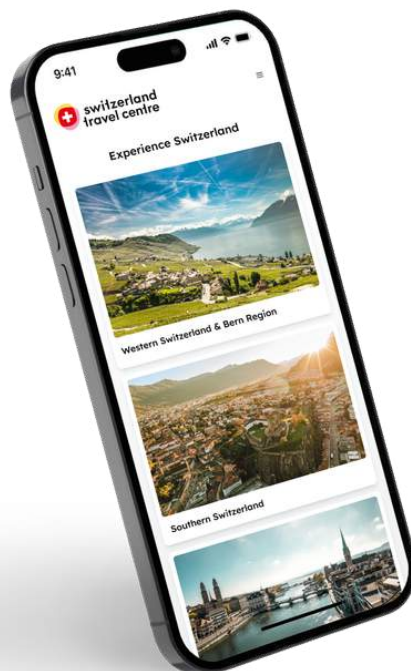
Digital Swiss Coupon Pass

Even if you don't book your trip with one of our trusted partners, you can still benefit from the huge savings on offer with the Digital Swiss Coupon Pass.

For **just CHF 39**, the Digital Swiss Coupon Pass gives you 100 coupons with 2 for 1 offers on admission fees, cruises, mountain excursions, dining and culinary experiences. You can **save up to CHF 4,500** with the pass!

The pass is valid from 1 December until 30 November the following year so you can buy now, activate it on your phone and redeem the coupons when you arrive in Switzerland.

[Click here](#) to find out more about the Digital Swiss Coupon Pass and the wide range of fantastic buy 1, get 1 free offers that are included.



Switzerland Trip Planning Resources



HANDY DIGITAL PLANNERS

We have created a range of ebooks and digital tools to help with your Swiss trip planning.

These include an itinerary planner, a Jungfrau Region guide, our guide to Swiss train travel, and our popular Switzerland rail pass comparison calculator.

Rail Pass Comparison Calculator

[Click here for details](#)



Travelling by Train Guide

[Click here for details](#)



Jungfrau Region Travel Guide

[Click here for details](#)



Itinerary Planner

[Click here for details](#)



21 useful things to know about Switzerland before you visit



01 The local currency is the Swiss franc. Euros may be accepted in some tourist destinations but change will always be given in Swiss francs.

02 Tipping is not compulsory, nor expected. It is customary to round the bill (check) up to the nearest Swiss franc if you receive good service.

03 You almost always have to pay for water served at restaurants, even if it is still or tap water.

04 You'll find drinking fountains in every town or village. The water is always safe to drink (unless a sign says otherwise) so fill your water bottle for free.

05 English is widely spoken in popular tourist areas but it is polite - and appreciated - to greet a shopkeeper, waiter or person on the street with a hello in the local language.

06 Most Swiss are fairly reserved. Speaking loudly in public - especially whilst on the phone or on public transport - is considered rude.

07 Whilst there are a huge range of cuisines available in Switzerland, some restaurants, cafes and Alpine inns only serve traditional Swiss meals.

08 In order to protect their stunning environment, the Swiss take garbage disposal and recycling seriously. Please dispose of your trash in the correct manner.

09 Most shops are closed on Sundays. The exceptions are shops at major train stations and airports and in some tourist towns.

10 Switzerland has a high cost of living. Many visitors find the cost of goods and services to be higher than what they pay at home.



21 useful things to know about Switzerland before you visit

-
- 11** Switzerland uses both 2-pin type C and 3-pin type J plugs. Type C 2-pin plugs are also compatible with type J 3-pin sockets, and there are more of these than 2-pin type C ones.
-
- 12** Displaying times in the 24-hour clock format is standard in Switzerland. For example 2:15 in the afternoon will be written as 14:15.
-
- 13** Dates are written in the format DD/MM/YYYY so June 24, 2026 will be displayed as 24/06/2026.
-
- 14** Daylight saving time begins at 2am on the last Sunday in March and finishes at 3am on the last Sunday in October.
-
- 15** Air conditioning is not common in Switzerland (including in hotels), and historic buildings rarely have elevators/lifts.
-
- 16** Hotel rooms are typically smaller than what you would expect in the United States.
-
- 17** Swiss trains are known for their reliability and punctuality. If you have a train to catch, don't arrive at the station late. The train won't wait!
-
- 18** It is common to pay a fee to use the WC/bathroom at train stations. This is usually around CHF 1 and payment can often be made by card.
-
- 19** The SBB Mobile app is a must-have app for checking timetables for all public transport. You can also purchase tickets via the app.
-
- 20** Most supermarkets have a good range of high quality pre-packaged salads and sandwiches which make great budget-friendly meals.

21 useful things to know about Switzerland before you visit



21

If you plan on travelling around Switzerland using the excellent public transport system or will visit numerous mountains in a particular region, it's worth considering purchasing a rail pass. A rail pass acts as a hop on hop off ticket throughout the area of validity and can save you a significant amount of money.

Depending on the rail pass you choose, it may also cover travel on buses, boats, cable cars and funiculars and offer discounted or free admission to other attractions.



[Read our guide to choosing the best Swiss rail pass for your trip here >](#)



MORE RESOURCES

There are numerous ways you can connect with us to get practical tips and advice to help plan your dream trip to Switzerland.



WEBSITE. The [Holidays to Switzerland website](#) is packed with helpful resources and destination guides. You'll find guides on transport, accommodation and things to do, plus our article on planning your trip to Switzerland takes you through the entire process step-by-step. Designed with the independent traveller in mind, the website is the best place to start planning your trip.



PODCAST. In each episode of the [Holidays to Switzerland Travel Podcast](#) host Carolyn Schönafinger chats with Swiss travel experts to answer your most commonly asked questions, provide practical tips and take you on a virtual visit to the most popular destinations - and some hidden gems - to help you plan your dream trip to Switzerland.



YOUTUBE. On our [YouTube channel](#) we share travel tips and interviews with Swiss travel experts to showcase the wide array of destinations and activities that you can enjoy in Switzerland.

SOCIALS. You can also follow us on [Instagram](#) and [Facebook](#).

Wishing you safe and happy travels in Switzerland
Carolyn

Disclosure: this guide contains affiliate links. Should you make a purchase using these links, Holidays to Switzerland earn a small commission at no additional cost to you.